



**Combining the Worlds
of Craftsmanship, design and
Technology to Keep on Innovating
and produce nothing but the
Highest Quality Furniture.**

**9910181045
9999249900**

INDEX



Chairs

S No.	Image	Product Name	Page
1		ADONIS	4
2		CENARE	6
3		STEN	8
4		UNICO	10

Arm Chairs

S No.	Image	Product Name	Page
5		CLASSIC	18
6		MOLLIS	20
7		QUADRO	
8		ORBIT	
9		GROZA	
10		SNUG	
11		UNI	
12		COASTA	
13		GYRUS	
14		LUX	
15		ARK	
16		NOBEL	
17		ONRY	
18		ELEGANTE	

INDEX



Lounge Chairs

S No.	Image	Product Name	Page
19		CUP	
20		WING	
21		INTIMO	
22		JEFE	

Barstools

S No.	Image	Product Name	Page
23		CUBA	
24		EIVISSA	

Poufs

S No.	Image	Product Name	Page
25		QUAD	
26		PENTA	
27		PIE	
28		ROUND 40	
29		OVAL	
30		ADAPT	
31		SQUARE	
32		GRAU	

Bentwood Chairs

S No.	Image	Product Name	Page
33		PASHA	
34		LISSE	
35		WILLOW	

ADONIS Chair

Length (W) : 480mm
Depth : 600mm
Height : 830mm
Seat Height : 450mm



SF-33



MB-03



MB-04

ADONIS CHAIR



SF-33

SHELL

Inner frame is made combination of PU Moulded foam / MS framework.

FOAM

Moulded Foam having density of 45 - 50g/cbm.

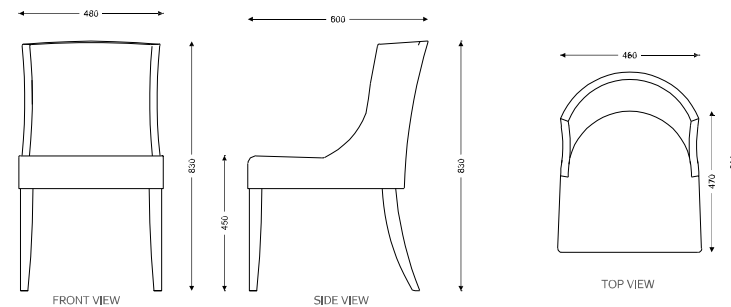
FINISHING

Finished in PU/ Leatherite / Fabric

BASE

Wooden Base : In Wooden finish as approved with PVC buffer.

Aluminium Base : In Aluminium glossy finish as approved with Leveler or Castors .



CENARE Chair

Length (W) : 440mm
Depth : 535mm
Height : 860mm
Seat Height : 450mm



SF-36



CENARE CHAIR



SF-36

SHELL

Inner frame is made combination of PU Moulded foam / MS framework.

FOAM

Moulded Foam having density of 45 - 50g/cbm.

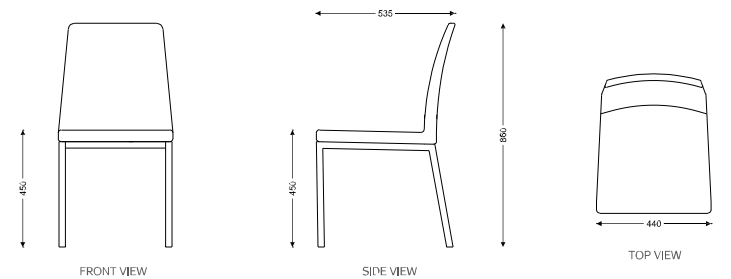
FINISHING

Finished in PU/ Leatherite / Fabric

BASE

MS Base : In MS finish as approved with PVC buffer.

Wooden Base : In Wooden finish as approved with PVC buffer.



STEN Chair

Length (W) : 535mm
Depth : 611mm
Height : 865mm
Seat Height : 454mm



SF-52



STEN CHAIR



SHELL

Inner frame is made combination of PU Moulded foam / MS framework.

FOAM

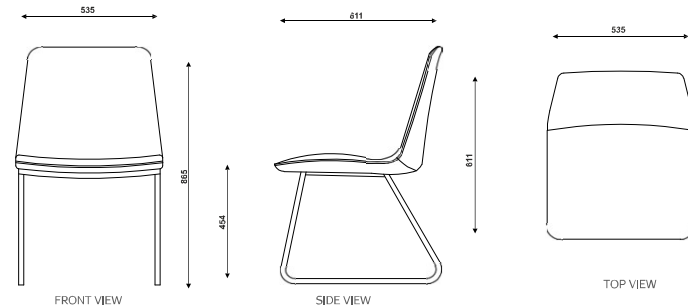
Moulded Foam having density of 45 - 50g/cbm.

FINISHING

Finished in PU/ Leatherite / Fabric

BASE

MS Base : In MS finish as approved with PVC buffer.



UNICO Chair

Length (W) : 530mm
Depth : 580mm
Height : 810mm
Seat Height : 460mm



SF-55



UNICO CHAIR



SHELL

Inner frame is made combination of PU Moulded foam / MS framework.

FOAM

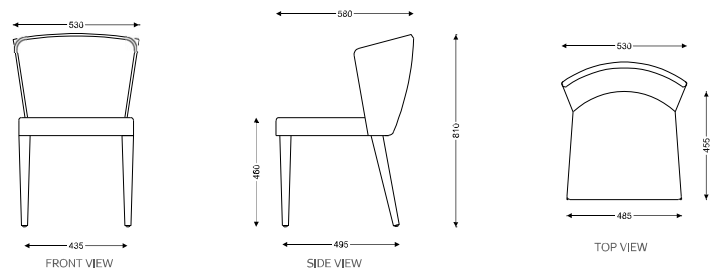
Moulded Foam having density of 45 - 50g/cbm.

FINISHING

Finished in PU/ Leatherite / Fabric

BASE

Wooden Base : In Wooden finish as approved with PVC buffer.



CLASSIC Chair

Length (W) : 830mm
Depth : 650mm
Height : 750mm
Seat Height : 450mm



SF-01



FB-01



FB-02



FB-03



FB-04



FB-13



MB-01



MB-02



MB-03



MB-04

CLASSIC CHAIR



SF-01

SHELL

Inner frame is made combination of PU Moulded foam / MS framework.

FOAM

Moulded Foam having density of 45 - 50g/cbm.

FINISHING

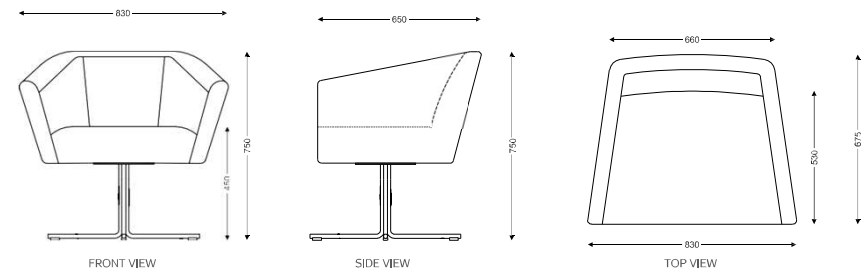
Finished in PU/ Leatherite / Fabric

BASE

MS Base : In MS finish as approved with PVC buffer.

Wooden Base : In Wooden finish as approved with PVC buffer.

Aluminium Base : In Aluminium glossy finish as approved with Leveler or Castors



MOLLIS Chair

Length (W) : 700mm
 Depth : 635mm
 Height : 830mm
 Seat Height : 430mm



SF-03



FB-01



FB-02



FB-03



FB-04



MB-01



MB-02



MB-03



MB-04

MOLLIS CHAIR



SF-03

SHELL

Inner frame is made combination of PU Moulded foam / MS framework.

FOAM

Moulded Foam having density of 45 - 50g/cbm.

FINISHING

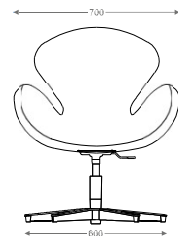
Finished in PU/ Leatherite / Fabric

BASE

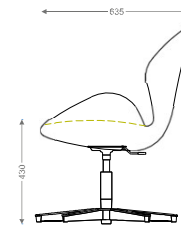
MS Base : In MS finish as approved with PVC buffer.

Wooden Base : In Wooden finish as approved with PVC buffer.

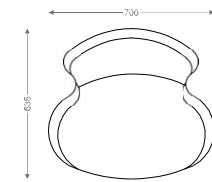
Aluminium Base : In Aluminium glossy finish as approved with Leveler or Castors .



FRONT VIEW



SIDE VIEW



TOP VIEW

QUADRO Chair

Length (W) : 620mm
 Depth : 610mm
 Height : 830mm
 Seat Height : 460mm



SF-05



FB-01



FB-02



FB-03



FB-04



FB-06



FB-10



MB-01



MB-02



MB-03



MB-04

QUADRO CHAIR



SHELL

Inner frame is made combination of PU Moulded foam / MS framework.

FOAM

Moulded Foam having density of 45 - 50g/cbm.

FINISHING


Finished in PU/ Leatherite / Fabric

BASE

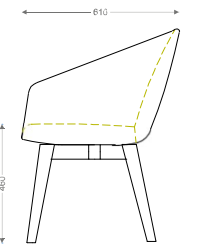
MS Base : In MS finish as approved with PVC buffer.

Wooden Base : In Wooden finish as approved with PVC buffer.

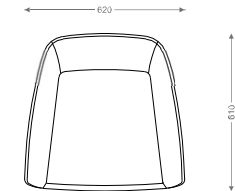
Aluminium Base : In Aluminium glossy finish as approved with Leveler or Castors .



FRONT VIEW



SIDE VIEW



TOP VIEW

ORBIT Chair

Length (W) : 802mm
 Depth : 720mm
 Height : 727mm
 Seat Height : 460mm



SF-07



FB-01



FB-02



FB-03



FB-04



FB-08



MB-01



MB-02



MB-03



MB-04

ORBIT CHAIR



SF-07

SHELL

Inner frame is made combination of PU Moulded foam / MS framework.

FOAM

Moulded Foam having density of 45 - 50g/cbm.

FINISHING

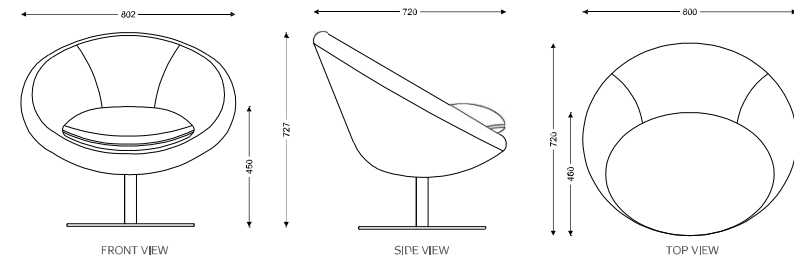
Finished in PU/ Leatherite / Fabric

BASE

MS Base : In MS finish as approved with PVC buffer.

Wooden Base : In Wooden finish as approved with PVC buffer.

Aluminium Base : In Aluminium glossy finish as approved with Leveler or Castors .



GROZA Chair

Length (W) : 780mm
 Depth : 670mm
 Height : 865mm
 Seat Height : 464mm



SF-10



FB-01



FB-02



FB-03



FB-04



FB-10



MB-01



MB-02



MB-03



MB-04

GROZA CHAIR



SF-10

SHELL

Inner frame is made combination of PU Moulded foam / MS framework.

FOAM

Moulded Foam having density of 45 - 50g/cbm.

FINISHING

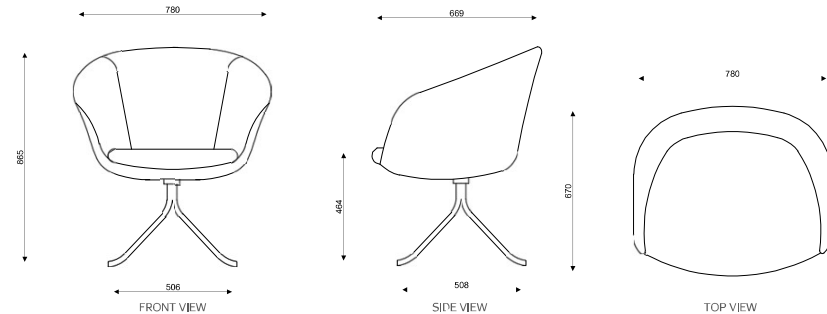
Finished in PU/ Leatherite / Fabric

BASE

MS Base : In MS finish as approved with PVC buffer.

Wooden Base : In Wooden finish as approved with PVC buffer.

Aluminium Base : In Aluminium glossy finish as approved with Leveler or Castors



SNUG Chair

Length (W) : 630mm
 Depth : 590mm
 Height : 786mm
 Seat Height : 400mm



SF-17



FB-01



FB-02



FB-03



FB-04



FB-10



MB-01



MB-02



MB-03



MB-04

SNUG CHAIR



SF-17

SHELL

Inner frame is made combination of PU Moulded foam / MS framework.

FOAM

Moulded Foam having density of 45 - 50g/cbm.

FINISHING

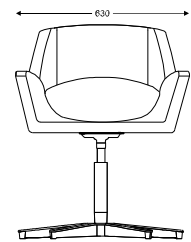
Finished in PU/ Leatherite / Fabric

BASE

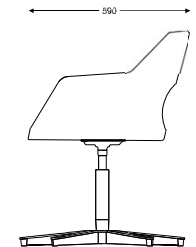
MS Base : In MS finish as approved with PVC buffer.

Wooden Base : In Wooden finish as approved with PVC buffer.

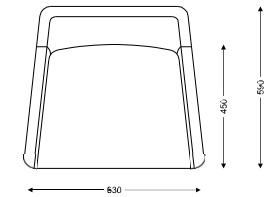
Aluminium Base : In Aluminium glossy finish as approved with Leveler or Castors .



FRONT VIEW



SIDE VIEW



TOP VIEW

UNI Chair

Length (W) : 630mm
 Depth : 590mm
 Height : 786mm
 Seat Height : 400mm



SF-19



FB-01



FB-02



FB-03



FB-04



FB-10



MB-01



MB-02



MB-03



MB-04

UNI CHAIR



SF-19

SHELL

Inner frame is made combination of PU Moulded foam / MS framework.

FOAM

Moulded Foam having density of 45 - 50g/cbm.

FINISHING

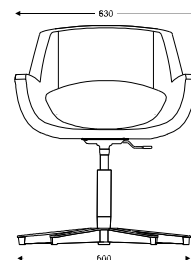
Finished in PU/ Leatherite / Fabric

BASE

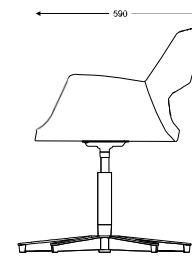
MS Base : In MS finish as approved with PVC buffer.

Wooden Base : In Wooden finish as approved with PVC buffer.

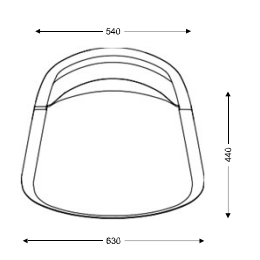
Aluminium Base : In Aluminium glossy finish as approved with Leveler or Castors .



FRONT VIEW



SIDE VIEW



TOP VIEW

COASTA Chair

Length (W) : 620mm
 Depth : 600mm
 Height : 840mm
 Seat Height : 460mm



SF-23



FB-01



FB-02



FB-03



FB-04



FB-10



MB-01



MB-02



MB-03



MB-04

COASTA CHAIR



SHELL

Inner frame is made combination of PU Moulded foam / MS framework.

FOAM

Moulded Foam having density of 45 - 50g/cbm.

FINISHING

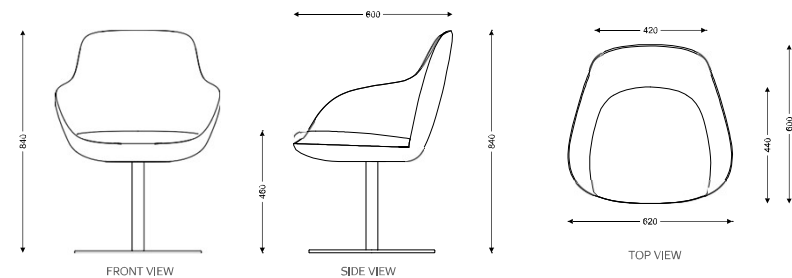
Finished in PU/ Leatherite / Fabric

BASE

MS Base : In MS finish as approved with PVC buffer.

Wooden Base : In Wooden finish as approved with PVC buffer.

Aluminium Base : In Aluminium glossy finish as approved with Leveler or Castors .



GYRUS Chair

Length (W) : 590mm
Depth : 580mm
Height : 815mm
Seat Height : 460mm



SF-32



GYRUS CHAIR



SHELL

Inner frame is made combination of PU Moulded foam / MS framework.

FOAM

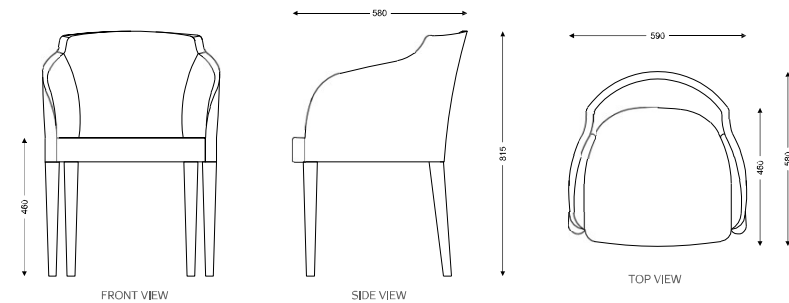
Moulded Foam having density of 45 - 50g/cbm.

FINISHING

Finished in PU/ Leatherite / Fabric

BASE

Wooden Base : In Wooden finish as approved with PVC buffer.



LUX Chair

Length (W) : 620mm
Depth : 600mm
Height : 840mm
Seat Height : 460mm



SF-34



FB-08



FB-13



MB-01



MB-02



MB-03



MB-04

LUX CHAIR



SF-34

SHELL

Inner frame is made combination of PU Moulded foam / MS framework.

FOAM

Moulded Foam having density of 45 - 50g/cbm.

FINISHING

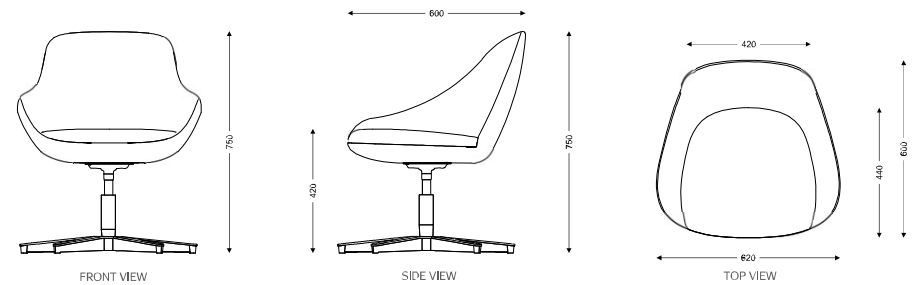
Finished in PU/ Leatherite / Fabric

BASE

MS Base : In MS finish as approved with PVC buffer.

Wooden Base : In Wooden finish as approved with PVC buffer.

Aluminium Base : In Aluminium glossy finish as approved with Leveler or Castors.



ARK Chair

Length (W) : 770mm
Depth : 700mm
Height : 970mm
Seat Height : 460mm



SF-35



FB-01



FB-02



FB-03



FB-04



FB-10



MB-01



MB-02



MB-03



MB-04

ARK CHAIR



SF-35

SHELL

Inner frame is made combination of PU Moulded foam / MS framework.

FOAM

Moulded Foam having density of 45 - 50g/cbm.

FINISHING

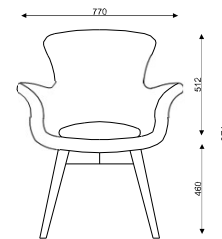
Finished in PU/ Leatherite / Fabric

BASE

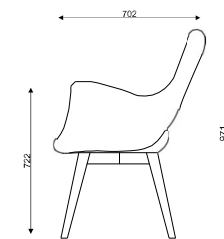
MS Base : In MS finish as approved with PVC buffer.

Wooden Base : In Wooden finish as approved with PVC buffer.

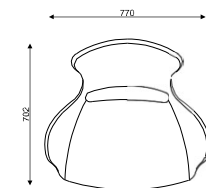
Aluminium Base : In Aluminium glossy finish as approved with Leveler or Castors



FRONT VIEW



SIDE VIEW



TOP VIEW

NOBEL Chair

Length (W) : 620mm
 Depth : 605mm
 Height : 880mm
 Seat Height : 450mm



SF-37



FB-10



MB-03



MB-04

NOBEL CHAIR



SF-37

SHELL

Inner frame is made combination of PU Moulded foam / MS framework.

FOAM

Moulded Foam having density of 45 - 50g/cbm.

FINISHING

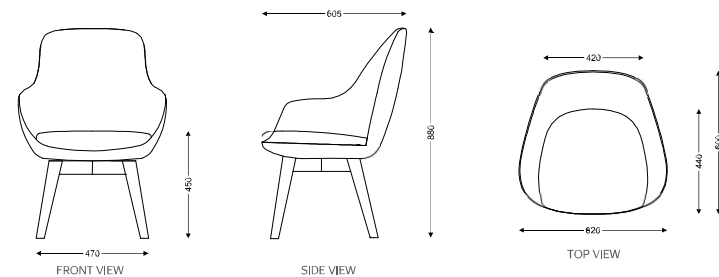
Finished in PU/ Leatherite / Fabric

BASE

MS Base : In MS finish as approved with PVC buffer.

Wooden Base : In Wooden finish as approved with PVC buffer.

Aluminium Base : In Aluminium glossy finish as approved with Leveler or Castors .



ONRY Chair

Length (W) : 795mm
Depth : 640mm
Height : 940mm
Seat Height : 460mm



SF-38



ONRY CHAIR



SF-38

SHELL

Inner frame is made combination of PU Moulded foam / MS framework.

FOAM

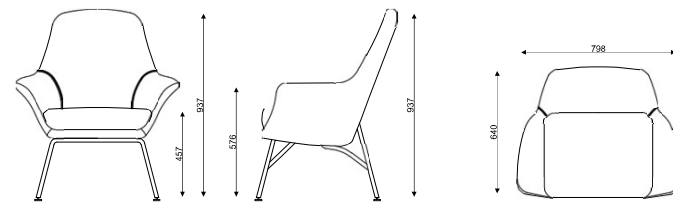
Moulded Foam having density of 45 - 50g/cbm.

FINISHING

Finished in PU/ Leatherite / Fabric

BASE

MS Base : In MS finish as approved with PVC buffer



FRONT VIEW

SIDE VIEW

TOP VIEW

ELEGANTE Chair

Length (W) : 620mm
Depth : 600mm
Height : 775mm
Seat Height : 400mm



SF-40



FB-13



MB-03



MB-04

ELEGANTE CHAIR



SF-40

SHELL

Inner frame is made combination of PU Moulded foam / MS framework.

FOAM

Moulded Foam having density of 45 - 50g/cbm.

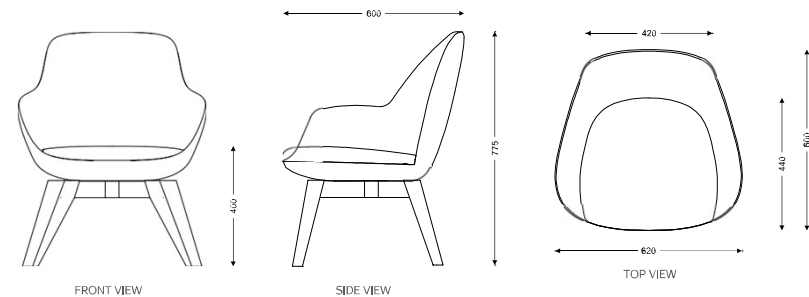
FINISHING

Finished in PU/ Leatherite / Fabric

BASE

Wooden Base : In Wooden finish as approved with PVC buffer.

Aluminium Base : In Aluminium glossy finish as approved with Leveler or Castors .



CUP Chair

Length (W) : 760mm
Depth : 720mm
Height : 760mm
Seat Height : 410mm



SF-02



CUP CHAIR



SF-02

SHELL

Inner frame is made combination of PU Moulded foam / MS framework.

FOAM

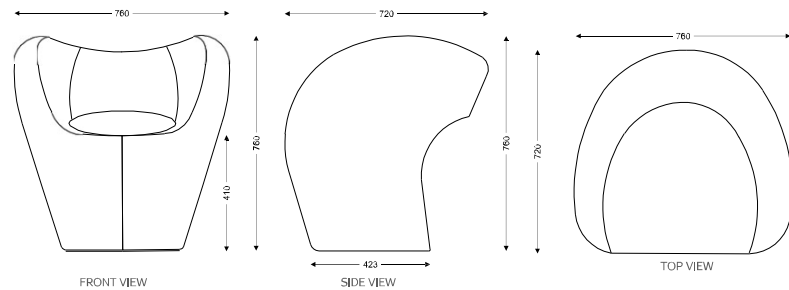
Moulded Foam having density of 45 - 50g/cbm.

FINISHING

Finished in PU/ Leatherite / Fabric

BASE

Finishes as approved with PVC buffer.



WING Chair

Length (W) : 700mm
Depth : 720mm
Height : 1005mm
Seat Height : 430mm



SF-04



FB-13



MB-03

WING CHAIR



SHELL

Inner frame is made combination of PU Moulded foam / MS framework.

FOAM

Moulded Foam having density of 45 - 50g/cbm.

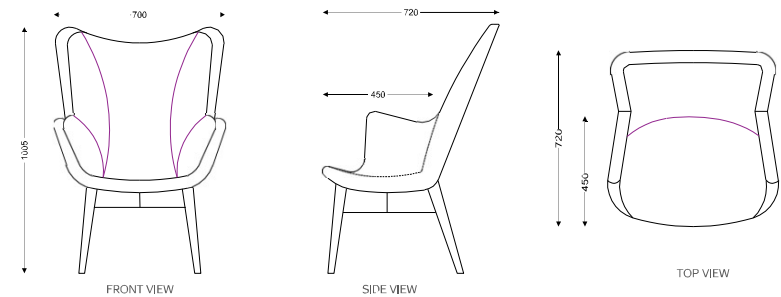
FINISHING

Finished in PU/ Leatherite / Fabric

BASE

Wooden Base : In Wooden finish as approved with PVC buffer.

Aluminium Base : In Aluminium glossy finish as approved with Leveler or Castors



INTIMO Chair

Length (W) : 615mm
Depth : 710mm
Height : 870mm
Seat Height : 415mm



SF-24



INTIMO CHAIR



SF-24

SHELL

Inner frame is made combination of PU Moulded foam / MS framework.

FOAM

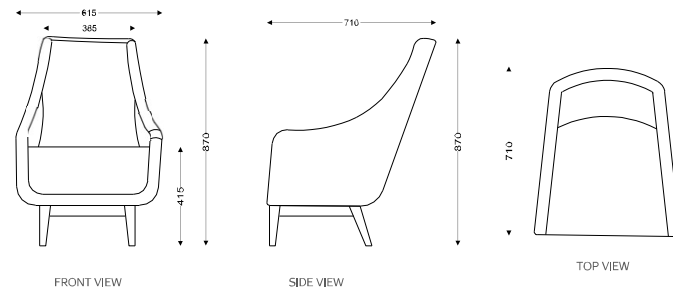
Moulded Foam having density of 45 - 50g/cbm.

FINISHING

Finished in PU/ Leatherite / Fabric

BASE

Wooden Base : In Wooden finish as approved with PVC buffer



JEFE Chair

Length (W) : 750mm
 Depth : 740mm
 Height : 1195mm
 Seat Height : 425mm



SF-53



MB-03

JEFE CHAIR



SHELL

Inner frame is made combination of PU Moulded foam / MS framework.

FOAM

Moulded Foam having density of 45 - 50g/cbm.

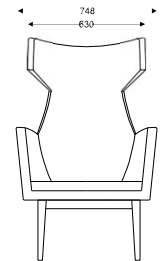
FINISHING

Finished in PU/ Leatherite / Fabric

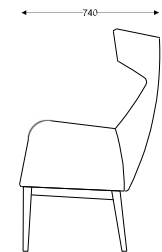
BASE

Wooden Base : In Wooden finish as approved with PVC buffer.

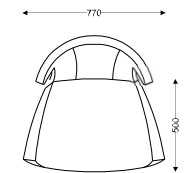
Aluminium Base : In Aluminium glossy finish as approved with Leveler or Castors



FRONT VIEW



SIDE VIEW



TOP VIEW

CUBA Barstool

Length (W) : 400mm
 Depth : 400mm
 Height : 1008mm
 Seat Height : 808mm



SF-20-01



SF-20-02



B-01



B-02



B-04

CUBA BARSTOOL



SF-20-01

SHELL

Inner frame is made combination of PU Moulded foam / MS framework.

FOAM

Moulded Foam having density of 45 - 50g/cbm.

FINISHING

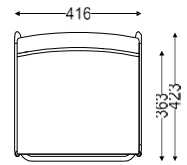
Finished in PU/ Leatherite / Fabric

BASE

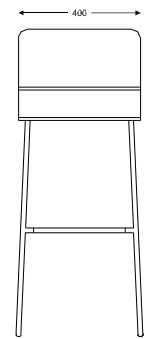
MS Base : In MS finish as approved with PVC buffer.

Wooden Base : In Wooden finish as approved with PVC buffer.

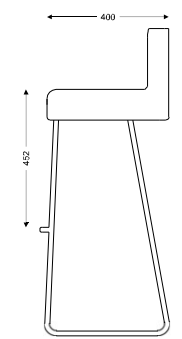
Aluminium Base : In Aluminium glossy finish as approved with Leveler or Castors .




TOP VIEW




FRONT VIEW



SIDE VIEW



FRONT VIEW



SIDE VIEW

EIVISSA Barstool

Length (W) : 640mm
 Depth : 500mm
 Height : 830mm
 Seat Height : 461mm



SF-51-01



SF-51-02



B-01



B-02



B-04

EIVISSA BARSTOOL



SF-51-02

SHELL

Inner frame is made combination of PU Moulded foam / MS framework.

FOAM

Moulded Foam having density of 45 - 50g/cbm.

FINISHING

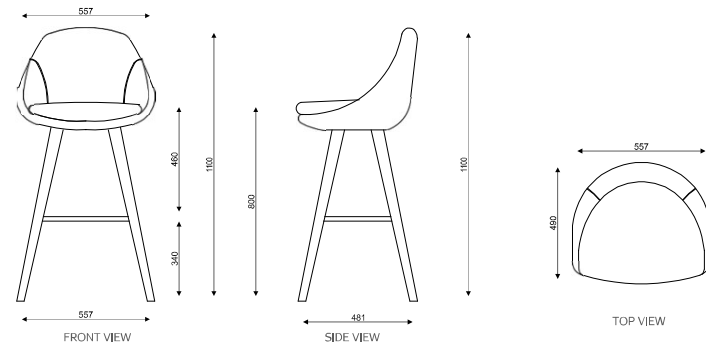
Finished in PU/ Leatherite / Fabric

BASE

MS Base : In MS finish as approved with PVC buffer.

Wooden Base : In Wooden finish as approved with PVC buffer.

Aluminium Base : In Aluminium glossy finish as approved with Leveler or Castors



QUAD Pouf

Length (W) : 410mm
Depth : 410mm
Height : 450mm



SF-08



QUAD POUF



SHELL

Inner frame is made combination of PU Moulded foam / MS framework.

FOAM

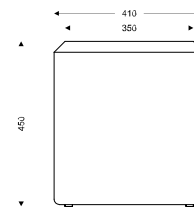
Moulded Foam having density of 45 - 50g/cbm.

FINISHING

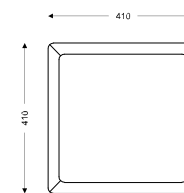
Finished in PU/ Leatherite / Fabric

BASE

PVC buffer.



FRONT VIEW



TOP VIEW

PENTA Pouf

Length (W) : 584mm
Dia : 560mm
Height : 525mm



SF-09



PENTA POUF



SHELL

Inner frame is made combination of PU Moulded foam / MS framework.

FOAM

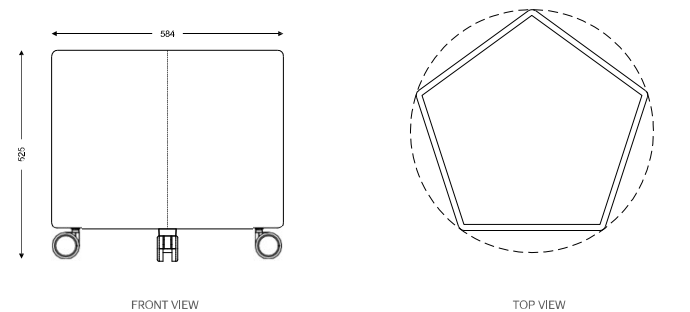
Moulded Foam having density of 45 - 50g/cbm.

FINISHING

Finished in PU/ Leatherite / Fabric

BASE

PVC buffer.



PIE Pouf

Dia : 800mm
Height : 450mm



SF-13



PIE POUF



SHELL

Inner frame is made combination of PU Moulded foam / MS framework.

FOAM

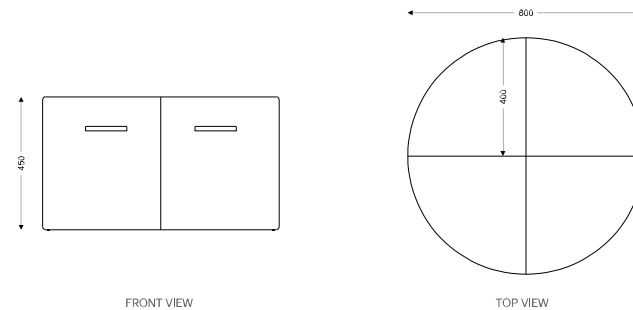
Moulded Foam having density of 45 - 50g/cbm.

FINISHING

Finished in PU/ Leatherite / Fabric

BASE

PVC buffer.



ROUND 40

Pouf

Length (W) : 400mm
Dia : 400mm
Height : 450mm



SF-14



ROUND 40 POUF



SF-14

SHELL

Inner frame is made combination of PU Moulded foam / MS framework.

FOAM

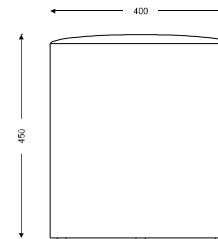
Moulded Foam having density of 45 - 50g/cbm.

FINISHING


Finished in PU/ Leatherite / Fabric

BASE

PVC buffer.



FRONT VIEW



TOP VIEW

OVAL Pouf

Length (W) : 710mm
Depth : 440mm
Height : 370mm



SF-16



OVAL POUF



SHELL

Inner frame is made combination of PU Moulded foam / MS framework.

FOAM

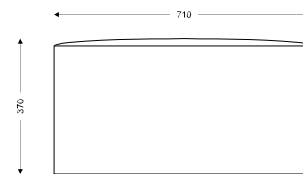
Moulded Foam having density of 45 - 50g/cbm.

FINISHING

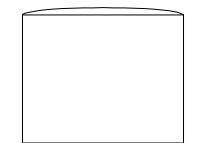
Finished in PU/ Leatherite / Fabric

BASE

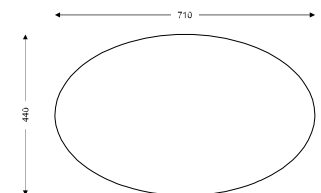
PVC buffer.



FRONT VIEW



SIDE VIEW



TOP VIEW

ADAPT Chair

Length (W) : 540mm
 Depth : 600mm
 Height : 600mm
 Seat Height : 400mm



SF-18



ADAPT CHAIR



SF-18

SHELL

Inner frame is made combination of PU Moulded foam / MS framework.

FOAM

Moulded Foam having density of 45 - 50g/cbm.

FINISHING

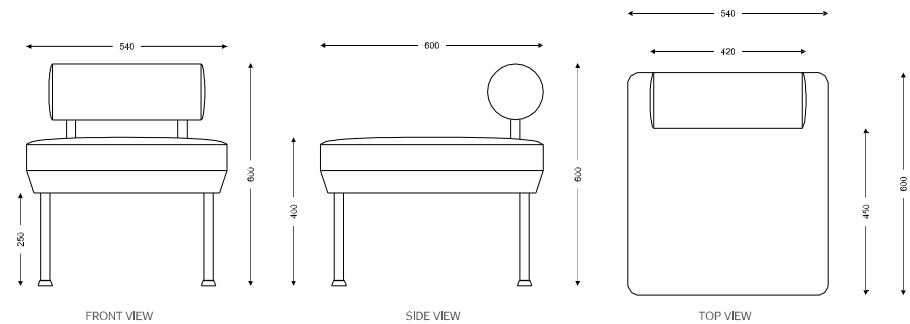
Finished in PU/ Leatherite / Fabric

BASE

MS Base : In MS finish as approved with PVC buffer.

Wooden Base : In Wooden finish as approved with PVC buffer.

Aluminium Base : In Aluminium glossy finish as approved with Leveler or Castors .



SQUARE Pouf

Length (W) : 450mm
Depth : 450mm
Height : 450mm



SF-49



SQUARE POUF



SHELL

Inner frame is made combination of PU Moulded foam / MS framework.

FOAM

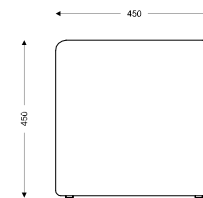
Moulded Foam having density of 45 - 50g/cbm.

FINISHING

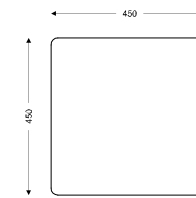
Finished in PU/ Leatherite / Fabric

BASE

PVC buffer.



FRONT VIEW



TOP VIEW

GRAU Pouf

Length (W) : 500mm
Depth : 545mm
Height : 750mm
Seat Height : 445mm



SF-54



GRAU POUF



SHELL

Inner frame is made combination of PU Moulded foam / MS framework.

FOAM

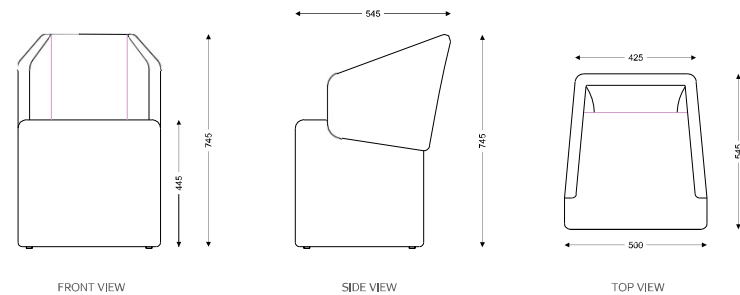
Moulded Foam having density of 45 - 50g/cbm.

FINISHING

Finished in PU/ Leatherite / Fabric

BASE

PVC buffer.



PASHA Chair

Length (W) : 1030mm
Depth : 843mm
Height : 990mm
Seat Height : 455mm



BW-01



PASHA CHAIR



BW-01

SHELL

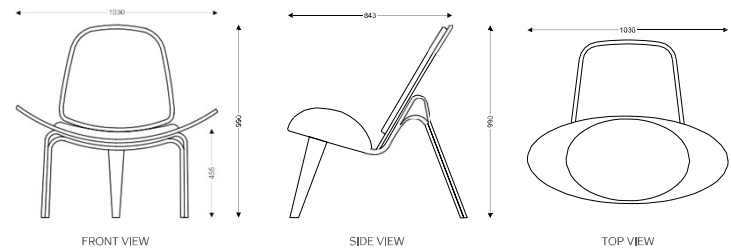
Produced in electric press forms where several (1 - 1.5mm) layers of wood are glued and pressed in a tool.

FOAM

Foam 5mm thickness - foam wing density of 32g/cbm

FINISHING

Finish can be Veneer or Laminate



LISSE Chair

Length (W) : 450mm
Depth : 520mm
Height : 890mm
Seat Height : 465mm



LISSE CHAIR

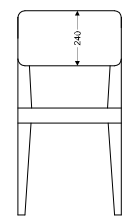


SHELL

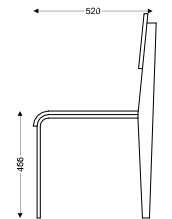
Produced in electric press forms where several (1 - 1.5mm) layers of wood are glued and pressed in a tool.

FINISHING

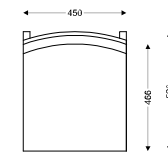
Finish can be Veneer or Laminate.



FRONT VIEW



SIDE VIEW




TOP VIEW

WILLOW Chair

Length (W) : 710mm
 Depth : 705mm
 Height : 860mm
 Seat Height : 460mm



3



MB-01



MB-03



MB-04

WILLOW CHAIR



BW-03

SHELL

Produced in electric press forms where several (1 - 1.5mm) layers of wood are glued and pressed in a tool.

FOAM

Foam 5mm thickness - foam wing density of 32g/cbm.

FINISHING

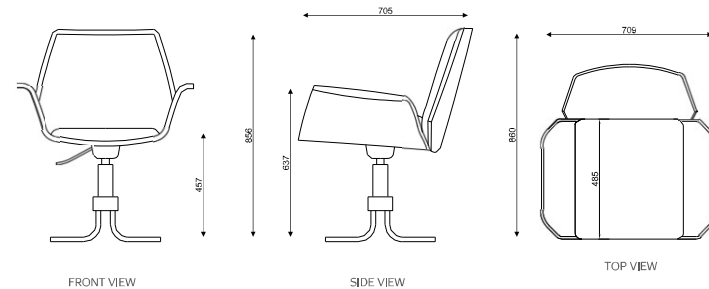
Finished in PU/ Leatherite / Fabric

BASE

MS Base : In MS finish as approved with PVC buffer.

Wooden Base : In Wooden finish as approved with PVC buffer.

Aluminium Base : In Aluminium glossy finish as approved with Leveler or Castors





Contact Details...



C-45, FIRST FLOOR, PARSAVNATH PARADISE, J.P.
GARDEN ESTATE, MOHAN NAGAR, GHAZIABAD -
201007, NCR



3sspacesolutions@gmail.com
info@3sspace.in



9910181045
9999249900